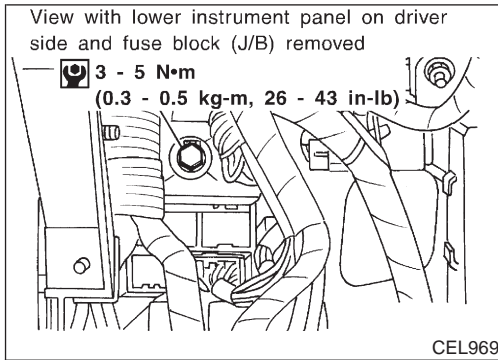


# SUPER MULTIPLE JUNCTION (SMJ)

Installation



## Installation

To install SMJ, tighten bolts until orange “fulltight” mark appears and then retighten to specified torque as required. NFEL0146

 : **3 - 5 N•m (0.3 - 0.5 kg-m, 26 - 43 in-lb)**

### CAUTION:

Do not overtighten bolts, otherwise, they may be damaged.

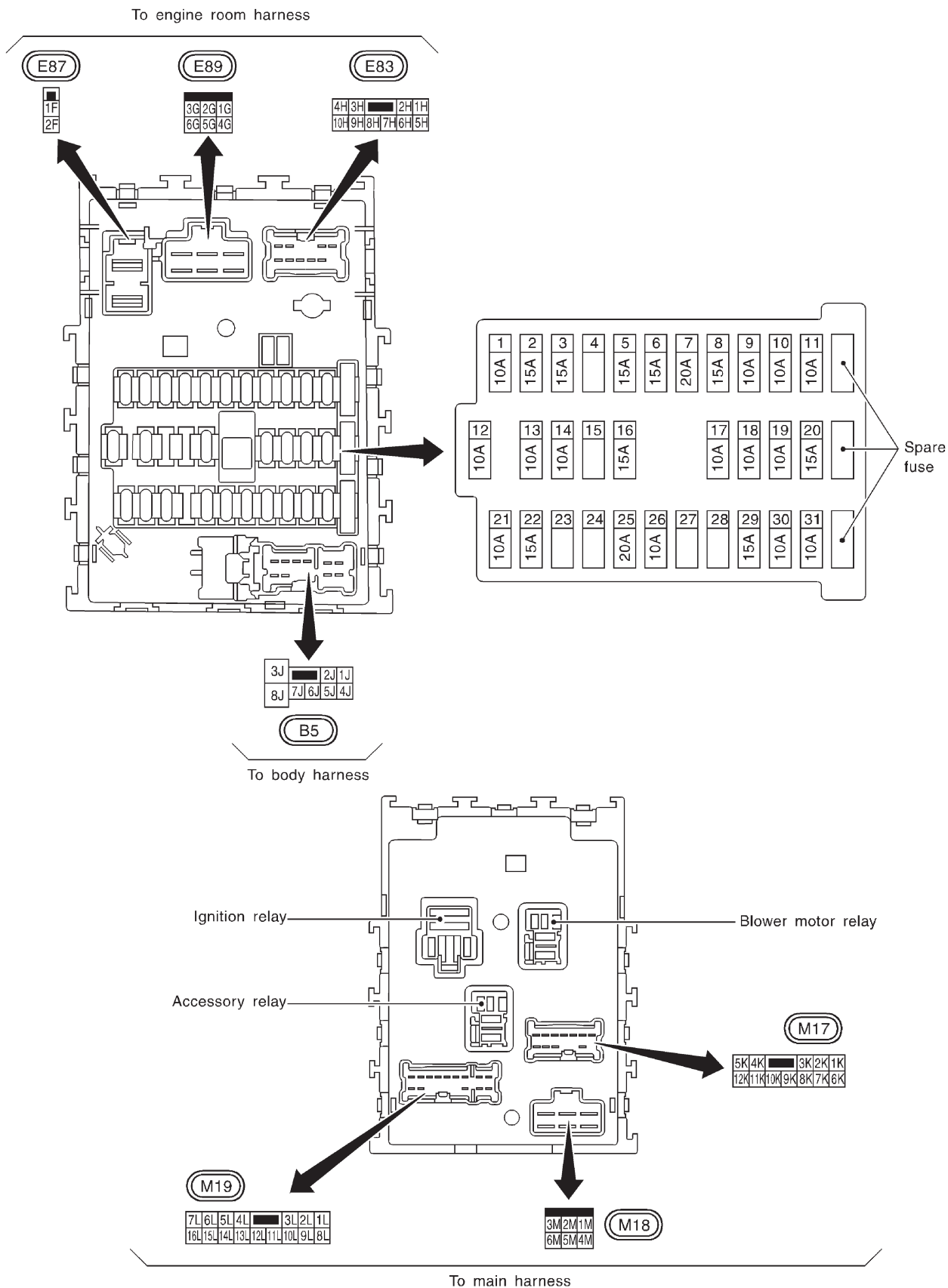


# FUSE BLOCK — JUNCTION BOX (J/B)

Terminal Arrangement

## Terminal Arrangement

NFEL0148



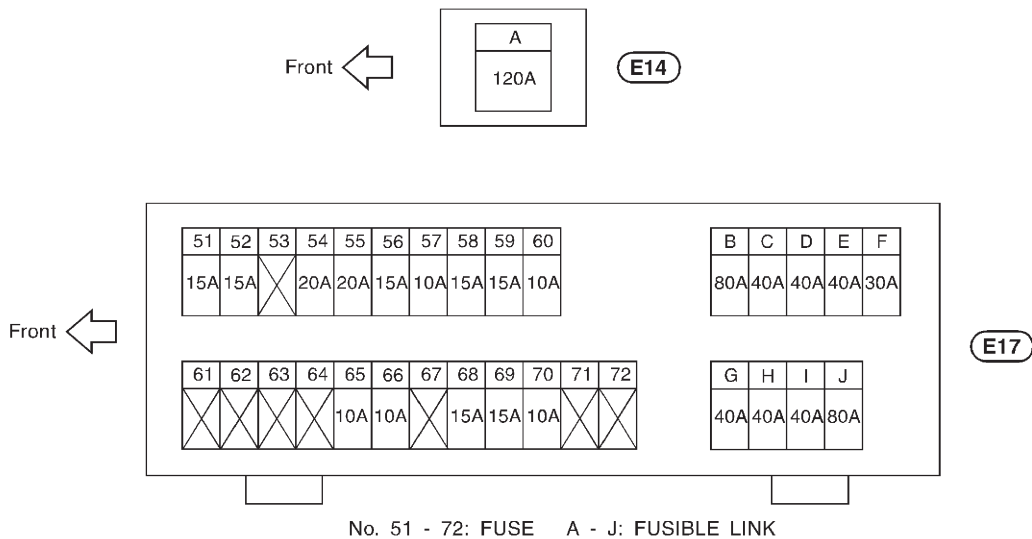
MEL003N

# FUSE AND FUSIBLE LINK BOX

Terminal Arrangement

## Terminal Arrangement

NFEL0149



MEL171M

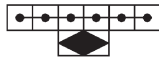


# JOINT CONNECTOR (J/C)

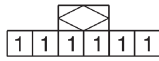
Terminal Arrangement

## Terminal Arrangement

NFEL0160



J/C-21 **M151**



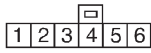
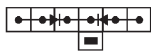
J/C-17 **F47**

(Gray)



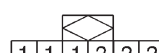
J/C-18 **F46**

(Blue)



J/C-3 **M29**

(Sky Blue)



J/C-20 **B145**

(White)